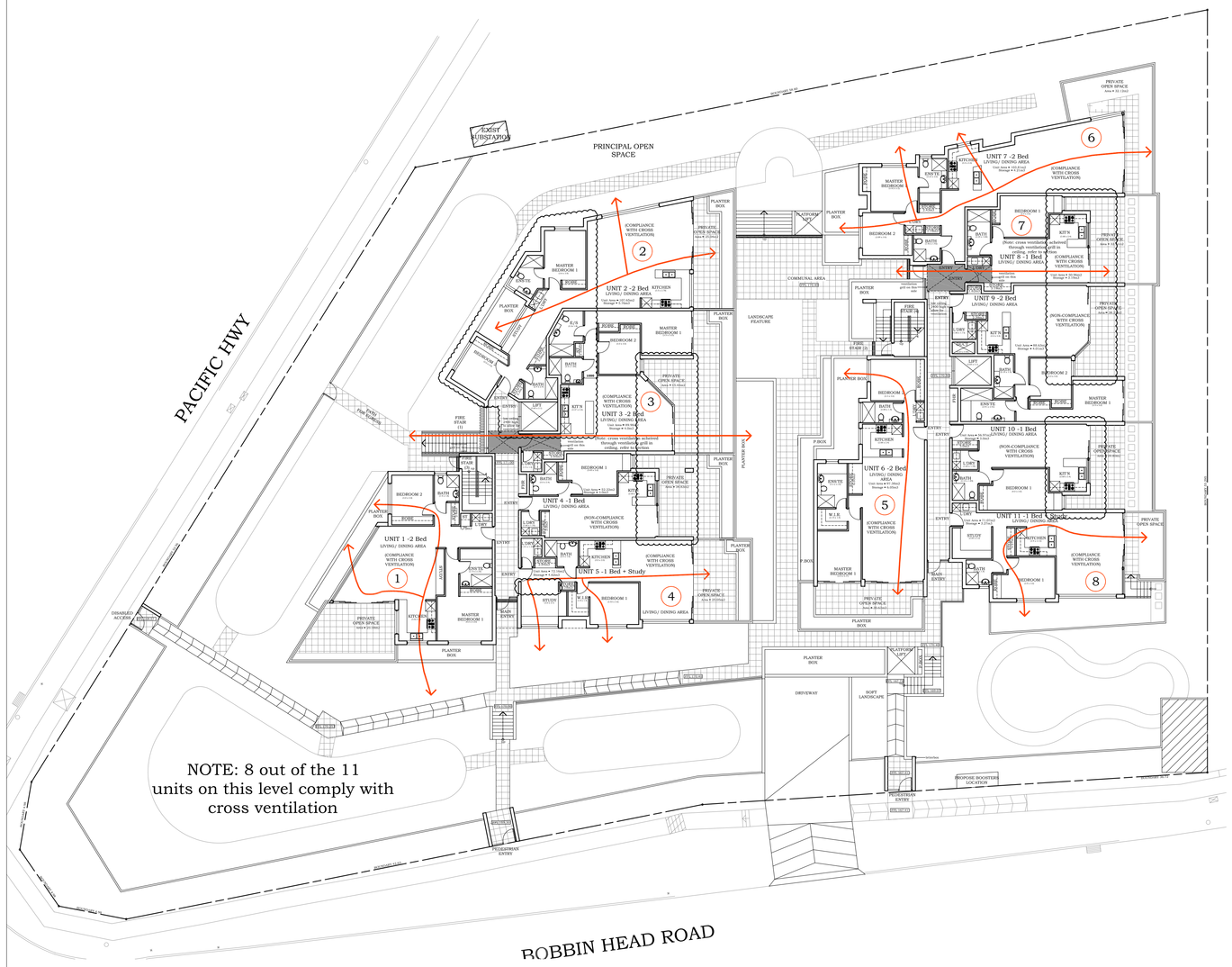

CROSS VENTILATION DIAGRAM - GROUND FLOOR PLAN
SCALE 1:200 @ A0

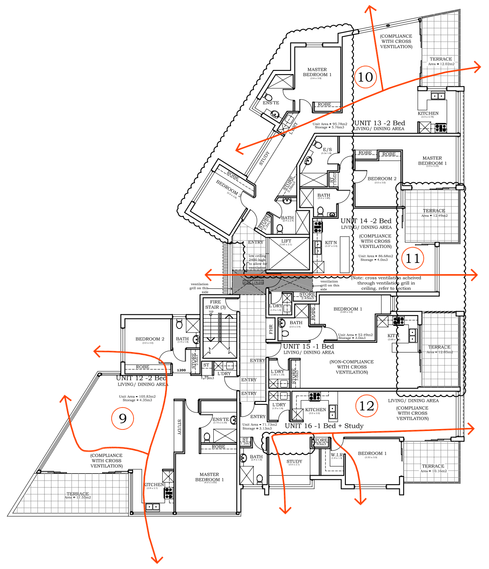

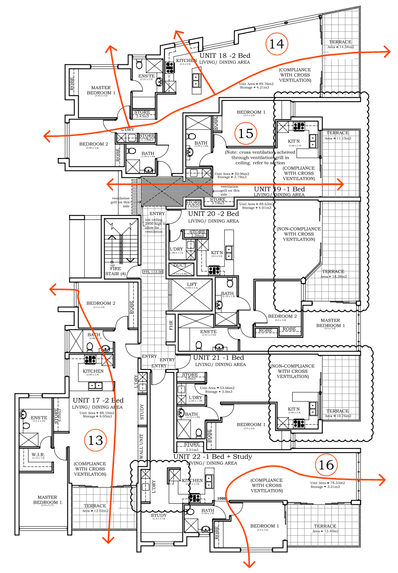

NOTE: 8 out of the 11
units on this level comply with
cross ventilation

CROSS VENTILATION DIAGRAM - FIRST FLOOR PLAN
SCALE 1:200 @ A0

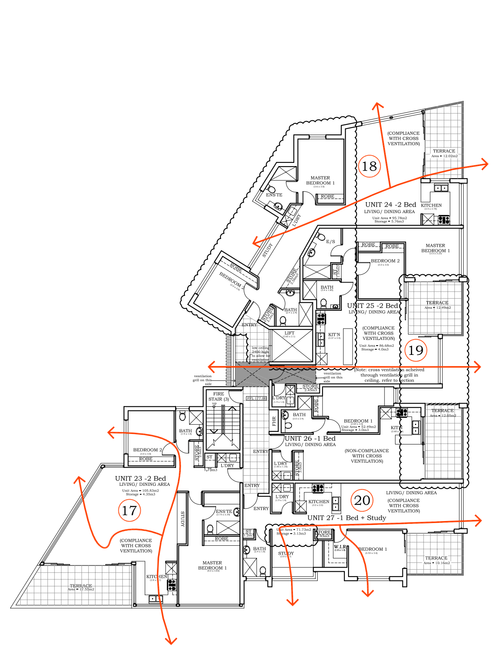

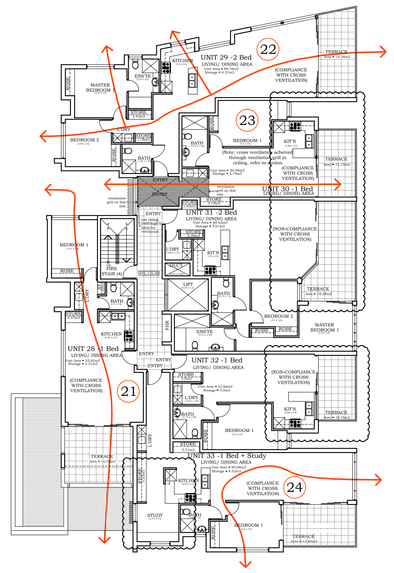

NOTE: 8 out of the 11
units on this level comply with
cross ventilation

CROSS VENTILATION DIAGRAM - SECOND FLOOR PLAN
SCALE 1:200 @ A0

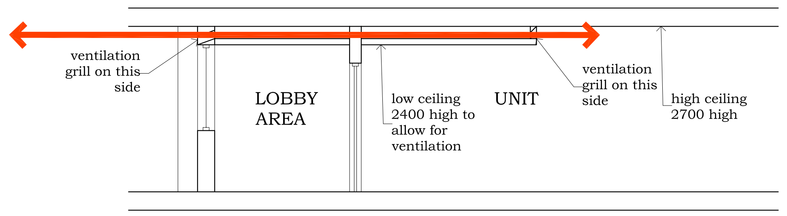

TYPICAL CROSS SECTION SHOWING CROSS VENT THROUGH CEILING SPACE
SCALE 1:50 @ A0

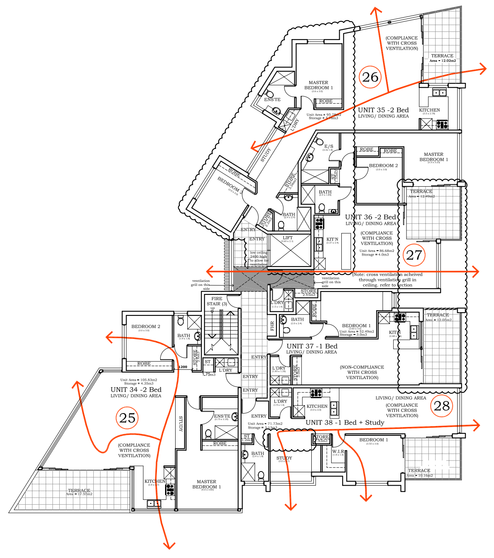

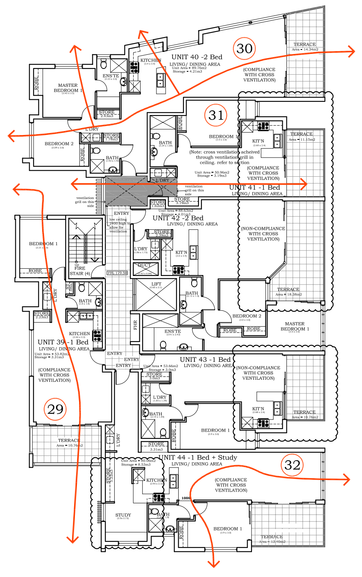

NOTE: 8 out of the 11
units on this level comply with
cross ventilation

CROSS VENTILATION DIAGRAM - THIRD FLOOR PLAN
SCALE 1:200 @ A0

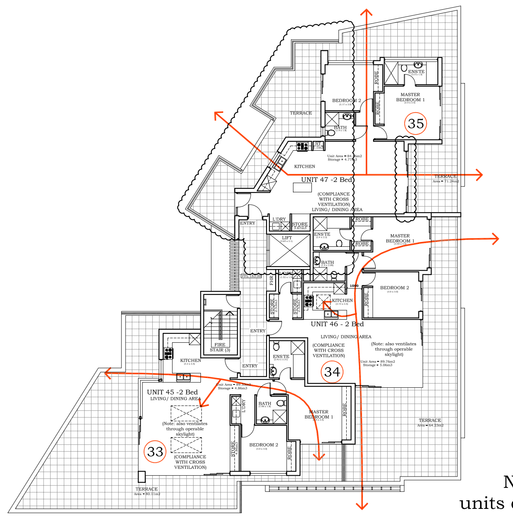

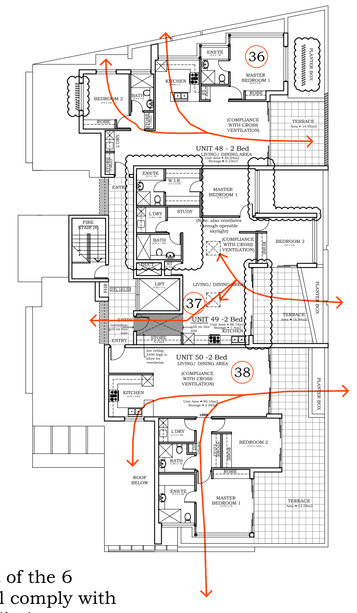

NOTE: 6 out of the 6
units on this level comply with
cross ventilation

NOTE: Total of 38 units of the
50 units comply with cross ventilation
in this development (i.e 76%)

CROSS VENTILATION DIAGRAM - PENTHOUSE LEVEL
SCALE 1:200 @ A0

REV	AMENDMENTS	DATE
B	- General amendments to plans	06.12.11

MACKENZIE

MACKENZIE ARCHITECTS
Chartered Architects & Strategic Planners
Carem Pty. Ltd. ACN 084 320 543

4/3 The Postern
Castlecrag - NSW - 2068
Phone: (02) 9967 9966
Fax: (02) 9967 9977
Email: info@mackenziearchitects.com.au
Chartered Architect No 6033

Job:
RESIDENTIAL FLAT BUILDING: - 1147, 1149 PACIFIC HWY & 2 BOBBIN HEAD ROAD PYMBLE

Drawing title:
CROSS VENTILATION COMPLIANCE DIAGRAMS

North point:

Scale: **1:200 @ A0**
Date: **22.07.2011**
Drawn: **JA**
Checked: **DM**
Drawing no.
SK29B

Copyright
Mackenzie Architects is the owner of the copyright subsisting in these drawings, plans, designs and specifications. They must not be used, reproduced or copied in whole or in part without prior written consent of *Mackenzie Architects*

Copyright © 2011, Mackenzie Architects